



MANUAL TEDGUM


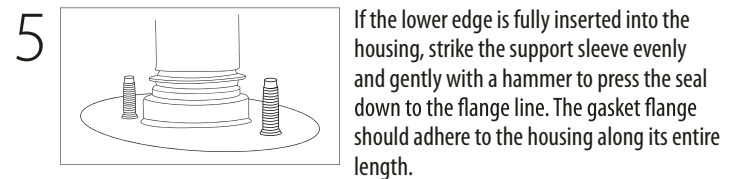
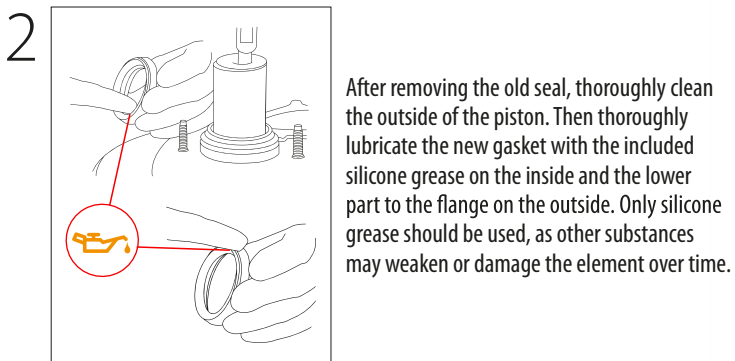
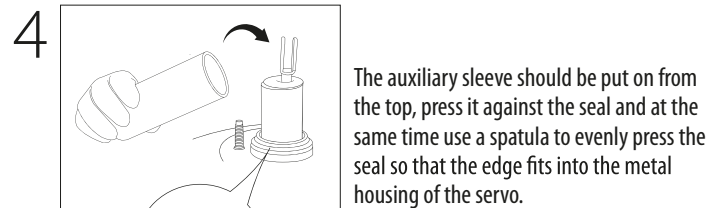
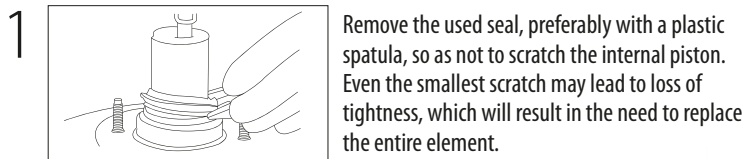


REPLACING THE POWER BRAKE SEAL **TEDGUM® 00748698** (Manual #33)

Loss of tightness on the working piston is a common brake servo failure. The symptom of the fault is a characteristic hissing sound when pressing the brake. This fault can be easily repaired by replacing the gasket with a new one. The replacement process is not complicated, but care must be taken not to damage the piston surface. Even a minor scratch on the piston may result in the need to replace the entire element.



We present below the subsequent stages of replacing the gasket:



Once the seal is installed, the servo can be reinstalled in the car.



This and other manuals are available for download on our website at:

<https://www.tedgum.pl/en/technical-support/>

Manual shown above is just a presentation showing how the repair procedure can be made. **TEDGUM®** company does not bear responsibility for any errors in the manual and incorrect interpretation of the manual. Repair should be preceded by skilled personnel with the use of appropriate tools and with keeping all the safety means. All rights reserved.